

Stitching the Golden Bough

This page appeared as part of an article in Issue 8 of *The Stitcher's Journal*. The patterns overleaf are new.

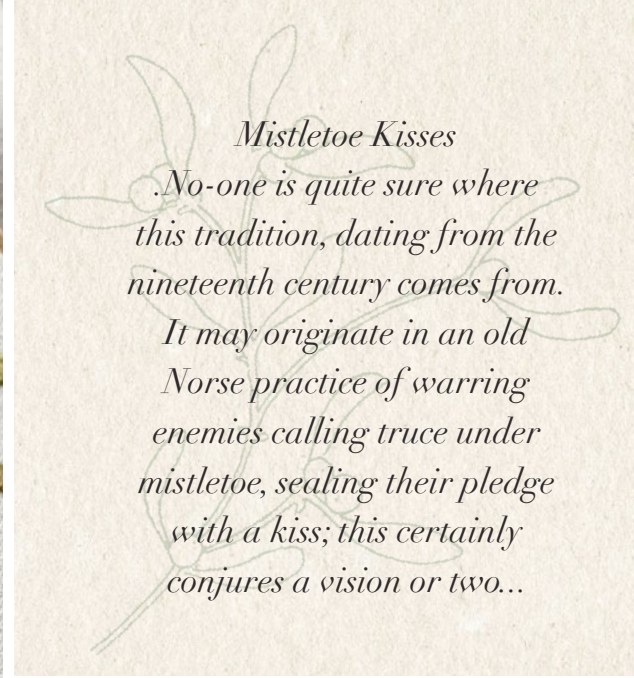



There are various photographs online of English soldiers buying mistletoe in France during the Great War, but none so touching as this, taken during the Christmas of 2014 when soldiers from all the countries involved emerged from their trenches to exchange words and gestures of peace.




Left: Mistletoe threads
DMC 370
DMC 611
Honey Dew Gentle Art
Grits Weeks Dye Works

Above: For this version, I have used a favourite DMC 370 for its greeny-gold colour, and a creamier colour for the berries.



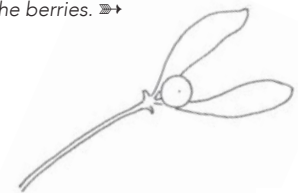
Mistletoe Kisses
No-one is quite sure where this tradition, dating from the nineteenth century comes from. It may originate in an old Norse practice of warring enemies calling truce under mistletoe, sealing their pledge with a kiss; this certainly conjures a vision or two...



Above: Mistletoe lends itself to a stylised representation. Here a design printed on linen has been painted. Mixing paint and stitch can be very effective and allows you to stitch more lightly to add a little texture, without covering the whole design.



Left: The mistletoe is the same design as that above right, but has been worked in padded satin stitch, using Honey Dew by Gentle Art, and Weeks Dye Works Grits for the berries. ➡





CAROLINE ZOOB DESIGNS

Mistletoe and Holly & Ivy Heart Pattern

Hand-made decorations can become precious heirlooms and are a lovely way to give something hand made at Christmas. You could also use these designs in whole or in part to embroider wonderful table linen - in colour, or in whitework. What a wedding present that would be!



BELOW: DMC 370 and DMC 3865 for the berries. Padded Satin stitch and 'trailing' for the stems.



LEFT: Holly and edge of ivy leaf DMC 712. Middle of Ivy leaf DMC 612. Outlining the leaves in Split stitch, taking care with the shape, before whipping the outline, will raise the stitching, the French knots are single strand, 3 wraps.

You can enlarge or reduce the templates by printing out the PDF at different sizes (using your printer settings).

